

View History Report

Audit Trail

Show detailed result

Institution Info **Ready To Send** by Mandy Dass

1. Report Year	2022
2. Institution Code	4800991
3. Institution Name (auto-populated)	Blake Austin College
4. Street Address (Physical Location)	770 Mason Street, Suite 200
5. City	Vacaville
6. State	CA
7. Zip Code	95688
8. Select the type of business organization for this institution	For profit corporation
9. Number of Branch Locations	0
10. Number of Satellite Locations	0
Upload completed Excel or CSV here	BAC AR Labor Market Data 2022.xlsx
11a. Is this institution current with all assessments to the Student Tuition Recovery Fund?	Yes
11b. Is this institution current on Annual Fees?	Yes
12. Is your institution accredited by an accrediting agency/agencies recognized by the United States Department of Education?	Yes
12a. Accrediting Agency (more than one agency may be selected)	Council on Occupational Education, Commission (Formerly SACS-COEI)
14. Has any accreditation agency taken any final disciplinary action against this institution in the reporting year? Indicate "yes" if the institution has	No

had final disciplinary action taken against it by an accreditation agency; Indicate "no" if no final action has been taken against the institution by an accreditation agency. If Yes, please upload a copy of the action at #14a.

15. Does your institution participate in federal financial aid programs under Title IV of the Federal Higher Education Act? (This includes federal loans and grants)

Yes

15a. What is the total amount of Title IV funds received by your institution in this Reporting Year?

\$2,750,315.00

16. Does your institution participate in veterans' financial aid education programs?

Yes

16a. What is the total amount of veterans' financial aid funds received by your institution in this Reporting Year?

\$136,334.00

17. Does your institution participate in the Cal Grant program?

Yes

17a. What is the total amount of Cal Grant Funds received by your institution in this Reporting Year?

\$90,206.00

18. Is your institution on California's Eligible Training Provider List (ETPL)?

Yes

19. Is your institution receiving funds from the Work Innovation and Opportunity Act (WIOA) Program?

Yes

19a. What is the total amount of WIOA funds received by your institution in this Reporting Year?	\$0.00
20. Does your Institution participate in, or offer, any other state or federal government financial aid programs? (i.e., vocational rehab...)	Yes
20a. You indicated "Yes" for #20, please provide the name of the financial aid program below.	Vocational Rehab
20b. What is the total amount of any other state or federal funds received by your institution in the reporting year?	\$19,750.00
21. Provide the percentage of institutional income during this Reporting Year derived from public funding.	0
22. Does your Institution participate in, or offer any non-government financial aid programs? (i.e., private grants/loans, institutional grants/loans)	Yes
22a. You indicated "Yes" for #22, please provide the name of the financial aid programs below.	BAC Scholarships
23. The percentage of institutional income in the reporting year derived from any non-government financial aid.	1
24. Enter the most recent three-year cohort default rate reported by the U.S. Department of Education for this institution, if applicable.	04
25. Provide the	75

percentage of the students who attended this institution during this Reporting Year who received federal student loans to help pay their cost of education at the school.

26. Provide the average amount of federal student loan debt of graduates who took out federal student loans at this institution. \$9,422.00

27. Total number of students enrolled at this institution in the reporting year. Indicate the number of students attending and/or enrolled in all programs at your institution (minus the number of students in the reporting year who cancelled during the cancellation period) January 1st through December 31st . 324

28. Number of Doctorate Degree Programs Offered? Indicate the number of Doctorate degree Programs the institution offered for the reporting year. (Number of Programs not Students) 0

29. Number of Students enrolled in Doctorate programs at this institution? Indicate the number of students enrolled and/or active in all Doctorate programs at your institution in the reporting year as of January 1st through December 31st, minus the number of students who cancelled during the 0

cancellation period.

30. Number of Master Degree Programs Offered?

Indicate the number of Master degree Programs the institution offered for the reporting year.
(Number of Programs not Students) 0

31. Number of Students enrolled in Master programs at this institution? Indicate the number of students enrolled and/or active in all Master programs at your institution in the reporting year as of January 1st through December 31st, minus the number of students who cancelled during the cancellation period. 0

32. Number of Bachelor Degree Programs Offered?
Indicate the number of Bachelor degree Programs the institution offered for the reporting year.
(Number of Programs not Students) 0

33. Number of Students enrolled in Bachelor programs at this institution? Indicate the number of students enrolled and/or active in all Bachelor programs at your institution in the reporting year as of January 1st through December 31st, minus the number of students who cancelled during the cancellation period. 0

34. Number of Associate Degree Programs Offered? 0
Indicate the number of

Associate degree
Programs offered for the
reporting year. (Number
of Programs not Students)

35. Number of Students
enrolled in Associate
programs at this
institution? Indicate the
number of students
enrolled and/or active in
all Associate programs at
your institution in the
reporting year as of
January 1st through
December 31st, minus the
number of students who
cancelled during the
cancellation period.

0

36. Number of Diploma or
Certificate Programs
Offered? Indicate the
number of Diploma or
Certificate Programs
offered for the reporting
year. (Number of
Programs not Students)

3

37. Number of Students
enrolled in diploma or
certificate programs at
this institution? Indicate
the number of students
enrolled and/or active in
all diploma/certificate
programs at your
institution in the
reporting year as of
January 1st through
December 31st, minus the
number of students who
cancelled during the
cancellation period.

324

Total Program Count

3

Institution's Website

<https://blakeaustincollege.edu/>

38. Upload School
Performance Fact Sheet

BAC SPFS 21-22.pdf

39. Upload Catalog

BAC 2022 Catalog and Addendum.pdf

40. Upload Enrollment
Agreement

BAC Enrollment Agreements.pdf

42. Upload Financial Statements

Final Audit Report - Financial Statement.pdf

*** NOTES ***


0

Pending Batch Submit **Analyst Review** by Unassigned Status

Analyst

unassigned@simpligov.com

Completed Stages:

Institution Info:  11/30/2023 05:36:01 PM - Mandy Dass

Pending Batch Submit:  11/30/2023 05:40:37 PM - Unassigned Status

Uploaded Files

Name	Uploaded by	Version	Source
BAC AR Labor Market Data 2022.xlsx		1	Upload completed Excel or CSV here
BAC 2022 Catalog and Addendum.pdf		1	39. Upload Catalog
BAC Enrollment Agreements.pdf		1	40. Upload Enrollment Agreement
Final Audit Report - Financial Statement.pdf		1	42. Upload Financial Statements
BAC SPFS 21-22.pdf		1	38. Upload School Performance Fact Sheet

[0 Comments](#) [0 Emails](#)

Comments

Comments(0)

To link emails to this workflow - send or CC them to this workflow using the following workflow specific address: wf-e8926974b67241c5981377d88c29639b.preprod@simpligov.com . All emails sent into the workflow will display in the list below.

View History Report

Audit Trail

Show detailed result

Institution Info **Ready To Send** by Mandy Dass

1. Report Year	2022
2. Institution Code	4800991
3. Institution Name (auto-populated)	Blake Austin College
4. Name of Program	Clinical Medical Assistant with Phlebotomy
5. Program Level? Indicate the academic level of the program you are entering, (e.g., Doctorate, Masters, Bachelor, Associate, Diploma/Certificate, Other). If you indicate 'Other', please enter the Program Level in #5a.	Diploma/Certificate
6. Select the Classification of Instructional Programs (CIP) Code that applies to this educational program. Select from the dropdown list the code that most accurately corresponds to the educational program. (Optional)	51.0801 - Medical/Clinical Assistant.
7. Select all Standard Occupational Classification (SOC) Codes that apply to this program. Select all applicable codes from the dropdown list. (Optional)	29-2012 - Medical and Clinical Laboratory Technicians,31-9092 - Medical Assistants,31-9097 - Phlebotomists
8. Number of Degrees, Diplomas or Certificates Awarded	25
9. Total Charges for this Program	\$19,700.00
10. The percentage of enrolled students in the reporting year receiving federal student loans to pay for this program	85
11. The percentage of graduates in the reporting	96

year who took out federal student loans to pay for this program

12. Number of Students Who Began the Program	28
13. Number of Students Available for Graduation	28
14. Number of On-time Graduates	23
15. Completion Rate	82.14286
16. 150% Graduates?	25
17. 150% Completion Rate	89.28571
18. Is the above data taken from the Integrated Postsecondary Education Data System (IPEDS) of the United States Department of Education?	No
19. Graduates Available for Employment	24
20. Graduates Employed in the Field	19
21. Placement Rate	79.16667
22a. 20 to 29 hours per week	1
22b. at least 30 hours per week	18
23a. In a single position in the field of study	19
23b. In concurrent aggregated positions in the field of study (2 or more positions at the same time)	0
23c. Freelance/self-employed	0
23d. By the institution or an employer owned by the institution, or an employer who shares ownership with the institution	0
24. Does this "Program" lead to a certificate or degree related to one or more of the following allied health professionals	Yes

that requires clinical training?

24a. Select the Allied Health Professions requiring clinical training.

Medical Assistant

24b. Enter the name(s) of clinical site(s). Enter the License number or Employer Identification number, program name, total number of students and the number of students proficient in languages other than English.

[Download](#)

25. For each clinical site, indicate whether any donation, money, compensation, or exchange of any consideration was offered or provided by the institution to the business, nonprofit, or other organization, clinic, hospital, or other location where the student was placed.

[Download](#)

26. Does this educational program lead to an occupation that requires State licensing?

No

43. Graduates Available for Employment

24

44. Graduates Employed in the Field

19

\$0 - \$5,000

0

\$5,001 - \$10,000

0

\$10,001 - \$15,000

0

\$15,001 - \$20,000

0

\$20,001 - \$25,000

0

\$25,001 - \$30,000

0

\$30,001 - \$35,000

1

\$35,001 - \$40,000

1

\$40,001 - \$45,000

0

\$45,001 - \$50,000

0

\$50,001 - \$55,000

0

\$55,001 - \$60,000	0
\$60,001 - \$65,000	0
\$65,001 - \$70,000	1
\$70,001 - \$75,000	0
\$75,001 - \$80,000	0
\$80,001 - \$85,000	0
\$85,001 - \$90,000	0
\$90,001 - \$95,000	0
\$95,001 - \$100,000	0
Over \$100,000	0

Pending Batch Submit **Analyst Review** by Unassigned Status

Analyst unassigned@simpligov.com

Completed Stages:

Institution Info: ✓ 11/30/2023 05:37:50 PM - Mandy Dass

Pending Batch Submit: ✓ 11/30/2023 05:40:37 PM - Unassigned Status

[0 Comments](#) [0 Emails](#)

Comments

Comments(0)

To link emails to this workflow - send or CC them to this workflow using the following workflow specific address: wf-029289b4abf24947b0a5e7ed50667f9c.preprod@simpligov.com . All emails sent into the workflow will display in the list below.

View History Report

Audit Trail

Show detailed result

Institution Info **Ready To Send** by Mandy Dass

1. Report Year	2022
2. Institution Code	4800991
3. Institution Name (auto-populated)	Blake Austin College
4. Name of Program	Dental Assisting
5. Program Level? Indicate the academic level of the program you are entering, (e.g., Doctorate, Masters, Bachelor, Associate, Diploma/Certificate, Other). If you indicate 'Other', please enter the Program Level in #5a.	Diploma/Certificate
6. Select the Classification of Instructional Programs (CIP) Code that applies to this educational program. Select from the dropdown list the code that most accurately corresponds to the educational program. (Optional)	Dental Assisting/Assistant.
7. Select all Standard Occupational Classification (SOC) Codes that apply to this program. Select all applicable codes from the dropdown list. (Optional)	31-9091 - Dental Assistants
8. Number of Degrees, Diplomas or Certificates Awarded	20
9. Total Charges for this Program	\$18,100.00
10. The percentage of enrolled students in the reporting year receiving federal student loans to pay for this program	81
11. The percentage of graduates in the reporting	80

year who took out federal student loans to pay for this program

12. Number of Students Who Began the Program	21
13. Number of Students Available for Graduation	21
14. Number of On-time Graduates	18
15. Completion Rate	85.71429
16. 150% Graduates?	20
17. 150% Completion Rate	95.2381
18. Is the above data taken from the Integrated Postsecondary Education Data System (IPEDS) of the United States Department of Education?	No
19. Graduates Available for Employment	20
20. Graduates Employed in the Field	19
21. Placement Rate	95
22a. 20 to 29 hours per week	0
22b. at least 30 hours per week	19
23a. In a single position in the field of study	19
23b. In concurrent aggregated positions in the field of study (2 or more positions at the same time)	0
23c. Freelance/self-employed	0
23d. By the institution or an employer owned by the institution, or an employer who shares ownership with the institution	0
24. Does this "Program" lead to a certificate or degree related to one or more of the following allied health professionals	No

that requires clinical training?

26. Does this educational program lead to an occupation that requires State licensing? No

43. Graduates Available for Employment 20

44. Graduates Employed in the Field 19

\$0 - \$5,000 0

\$5,001 - \$10,000 0

\$10,001 - \$15,000 0

\$15,001 - \$20,000 0

\$20,001 - \$25,000 0

\$25,001 - \$30,000 0

\$30,001 - \$35,000 1

\$35,001 - \$40,000 1

\$40,001 - \$45,000 1

\$45,001 - \$50,000 1

\$50,001 - \$55,000 0

\$55,001 - \$60,000 0

\$60,001 - \$65,000 0

\$65,001 - \$70,000 0

\$70,001 - \$75,000 0

\$75,001 - \$80,000 0

\$80,001 - \$85,000 0

\$85,001 - \$90,000 0

\$90,001 - \$95,000 0


\$95,001 - \$100,000 0

Over \$100,000 0

Pending Batch Submit [Analyst Review](#) by Unassigned Status

Analyst unassigned@simpligov.com

Completed Stages:

Institution Info:  11/30/2023 05:36:55 PM - Mandy Dass

Pending Batch Submit:  11/30/2023 05:40:38 PM - Unassigned Status

[0 Comments](#) [0 Emails](#)

Comments

Comments(0)

To link emails to this workflow - send or CC them to this workflow using the following workflow specific address: wf-1a2ae13b58a74cb89d5e164275c89ea9.preprod@simpligov.com. All emails sent into the workflow will display in the list below.

View History Report

Audit Trail

Show detailed result

Institution Info **Ready To Send** by Mandy Dass

1. Report Year	2022
2. Institution Code	4800991
3. Institution Name (auto-populated)	Blake Austin College
4. Name of Program	Vocational Nursing
5. Program Level? Indicate the academic level of the program you are entering, (e.g., Doctorate, Masters, Bachelor, Associate, Diploma/Certificate, Other). If you indicate 'Other', please enter the Program Level in #5a.	Diploma/Certificate
6. Select the Classification of Instructional Programs (CIP) Code that applies to this educational program. Select from the dropdown list the code that most accurately corresponds to the educational program. (Optional)	Licensed Practical/Vocational Nurse Training (LPN, LVN, Cert., Dipl, AAS).
7. Select all Standard Occupational Classification (SOC) Codes that apply to this program. Select all applicable codes from the dropdown list. (Optional)	29-2061 - Licensed Practical and Licensed Vocational Nurses
8. Number of Degrees, Diplomas or Certificates Awarded	112
9. Total Charges for this Program	\$35,250.00
10. The percentage of enrolled students in the reporting year receiving federal student loans to pay for this program	90
11. The percentage of graduates in the reporting	89

year who took out federal student loans to pay for this program

12. Number of Students Who Began the Program	142
13. Number of Students Available for Graduation	142
14. Number of On-time Graduates	102
15. Completion Rate	71.83099
16. 150% Graduates?	112
17. 150% Completion Rate	78.87324
18. Is the above data taken from the Integrated Postsecondary Education Data System (IPEDS) of the United States Department of Education?	No
19. Graduates Available for Employment	111
20. Graduates Employed in the Field	44
21. Placement Rate	39.63964
22a. 20 to 29 hours per week	0
22b. at least 30 hours per week	44
23a. In a single position in the field of study	44
23b. In concurrent aggregated positions in the field of study (2 or more positions at the same time)	0
23c. Freelance/self-employed	0
23d. By the institution or an employer owned by the institution, or an employer who shares ownership with the institution	0
24. Does this "Program" lead to a certificate or degree related to one or more of the following allied health professionals	Yes

that requires clinical training?

24a. Select the Allied Health Professions requiring clinical training.

Licensed Vocational Nurse

24b. Enter the name(s) of clinical site(s). Enter the License number or Employer Identification number, program name, total number of students and the number of students proficient in languages other than English.

[Download](#)

25. For each clinical site, indicate whether any donation, money, compensation, or exchange of any consideration was offered or provided by the institution to the business, nonprofit, or other organization, clinic, hospital, or other location where the student was placed.

[Download](#)

26. Does this educational program lead to an occupation that requires State licensing?

Yes

26a. Do graduates have the option or requirement for more than one type of licensing State exam?

No

27. Name of the State licensing entity that licenses this field

Board of Vocational Nursing and Psychiatric Technicians

28. Name of State Exam

NCLEX

29. Number of Graduates Taking State Exam

76

30. Number Who Passed the State Exam

60

31. Number Who Failed the State Exam

16

32. Passage Rate

78.94737


33. Is this data from the State licensing agency that administered the exam?	Yes
33a. Name of Agency	NCSBN
35. Name of the State licensing entity that licenses this field	Board of Vocational Nursing and Psychiatric Technicians
36. Name of State Exam	NCLEX
37. Number of Graduates Taking State Exam	57
38. Number Who Passed the State Exam	47
39. Number Who Failed the State Exam	10
40. Passage Rate	82.45614
41. Is this data from the State licensing agency that administered the State exam?	Yes
41a. Name of Agency	NCSBN
43. Graduates Available for Employment	111
44. Graduates Employed in the Field	44
\$0 - \$5,000	0
\$5,001 - \$10,000	0
\$10,001 - \$15,000	0
\$15,001 - \$20,000	0
\$20,001 - \$25,000	0
\$25,001 - \$30,000	0
\$30,001 - \$35,000	0
\$35,001 - \$40,000	0
\$40,001 - \$45,000	0
\$45,001 - \$50,000	0
\$50,001 - \$55,000	0
\$55,001 - \$60,000	1
\$60,001 - \$65,000	0
\$65,001 - \$70,000	3
\$70,001 - \$75,000	0
\$75,001 - \$80,000	0
\$80,001 - \$85,000	0
\$85,001 - \$90,000	0
\$90,001 - \$95,000	0

\$95,001 - \$100,000	0
Over \$100,000	0

Pending Batch Submit **Analyst Review** by Unassigned Status

Analyst	unassigned@simpligov.com
----------------	--------------------------

Completed Stages:

Institution Info:  11/30/2023 05:37:25 PM - Mandy Dass

Pending Batch Submit:  11/30/2023 05:40:37 PM - Unassigned Status

[0 Comments](#) [0 Emails](#)

Comments

Comments(0)

To link emails to this workflow - send or CC them to this workflow using the following workflow specific address: wf-a6231d371e014e448198a528a25500fc.preprod@simpligov.com . All emails sent into the workflow will display in the list below.